






### Twilight Nandina

*Nandina domestica 'Twilight'*

Height: 4 feet

Spread: 4 feet

Sunlight:   

Hardiness Zone: 5b

Other Names: Heavenly Bamboo

#### Description:

A compact, open evergreen shrub which features bright red berries in fall and interesting foliage which emerges pink and bronze, maturing to sea green with cream variegation; excellent in mass plantings for color and textural effect

#### Ornamental Features

Twilight Nandina is primarily grown for its highly ornamental fruit. It features an abundance of magnificent red berries from early fall to late winter. It has attractive creamy white-variegated bluish-green foliage with hints of pink which emerges coppery-bronze in spring. The pointy bipinnately compound leaves are highly ornamental and turn outstanding shades of ruby-red and in the fall, which persists throughout the winter. It has masses of beautiful panicles of white flowers with yellow anthers rising above the foliage from late spring to early summer, which are most effective when planted in groupings.

#### Landscape Attributes

Twilight Nandina is a multi-stemmed evergreen shrub with an upright spreading habit of growth. Its relatively fine texture sets it apart from other landscape plants with less refined foliage.

This is a relatively low maintenance shrub, and is best pruned in late winter once the threat of extreme cold has passed. Gardeners should be aware of the following characteristic(s) that may warrant special consideration;

- Suckering



*Twilight Nandina foliage*  
Photo courtesy of NetPS Plant Finder



*Twilight Nandina foliage*  
Photo courtesy of NetPS Plant Finder



Twilight Nandina is recommended for the following landscape applications;

- Mass Planting
- General Garden Use
- Container Planting

### **Planting & Growing**

Twilight Nandina will grow to be about 4 feet tall at maturity, with a spread of 4 feet. It tends to be a little leggy, with a typical clearance of 1 foot from the ground. It grows at a medium rate, and under ideal conditions can be expected to live for approximately 30 years.

This shrub performs well in both full sun and full shade. However, you may want to keep it away from hot, dry locations that receive direct afternoon sun or which get reflected sunlight, such as against the south side of a white wall. It is very adaptable to both dry and moist locations, and should do just fine under average home landscape conditions. It is not particular as to soil type or pH. It is highly tolerant of urban pollution and will even thrive in inner city environments. This is a selected variety of a species not originally from North America.

Twilight Nandina makes a fine choice for the outdoor landscape, but it is also well-suited for use in outdoor pots and containers. With its upright habit of growth, it is best suited for use as a 'thriller' in the 'spiller-thriller-filler' container combination; plant it near the center of the pot, surrounded by smaller plants and those that spill over the edges. It is even sizeable enough that it can be grown alone in a suitable container. Note that when grown in a container, it may not perform exactly as indicated on the tag - this is to be expected. Also note that when growing plants in outdoor containers and baskets, they may require more frequent waterings than they would in the yard or garden.